

WILLISTON RESIDENTIAL ENERGY OUTREACH

← GET A *FREE* ENERGY SAVING KIT

Donated by VGS (formerly Vermont Gas Systems) and the Williston Energy Committee

- Monthly Williston Observer articles
- Information table at town events and farmers markets
- Distribution of free energy kits
- Home Energy Survey



To take survey online, go to: bit.ly/WECenergysurvey

Home Energy Savings Survey

Brought to you by the Williston Energy Committee.



The Williston Energy Committee is partnering with local nonprofit agencies to connect folks to programs that help them stay comfortable and save money this year and in years to come. With this survey, we are hoping to learn about how you heat and power your home, challenges you've faced and methods you've used to reduce your energy bills. We'll then share those tips with others so we can all benefit from low energy costs. **With your permission**, we'll also use your response to provide you with information on the energy savings programs that could benefit your household. Personally identifiable information will not be shared. Thank you again!

1) What fuel(s) do you use for your primary source of heat?

- Kerosene
- Propane
- Heating Oil
- Natural Gas
- Electric Baseboard
- Electric Heat Pump
- Cordwood
- Wood Pellets

2) What fuel(s) do you use for your secondary (backup) source of heat?

- Kerosene
- Propane
- Heating Oil
- Natural Gas
- Electric Baseboard
- Electric Heat Pump
- Cordwood
- Wood Pellets

3) Do you use any other sources of heat? _____

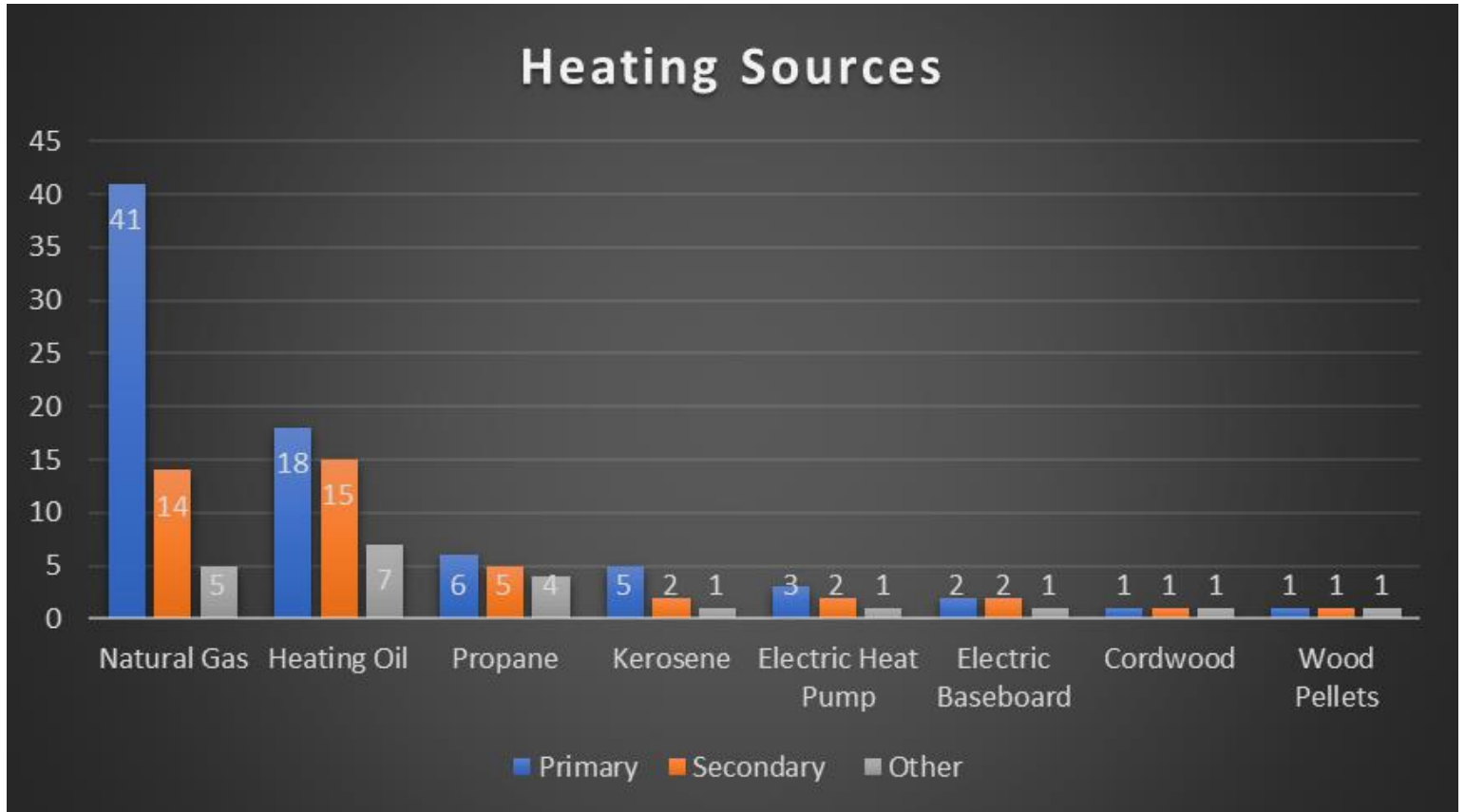
HOME ENERGY SURVEY

- Mailed to 525 households with high energy burden (as modeled), also available online
- Received 84 responses, the majority mailed back to Planning Office

SURVEY RESULTS

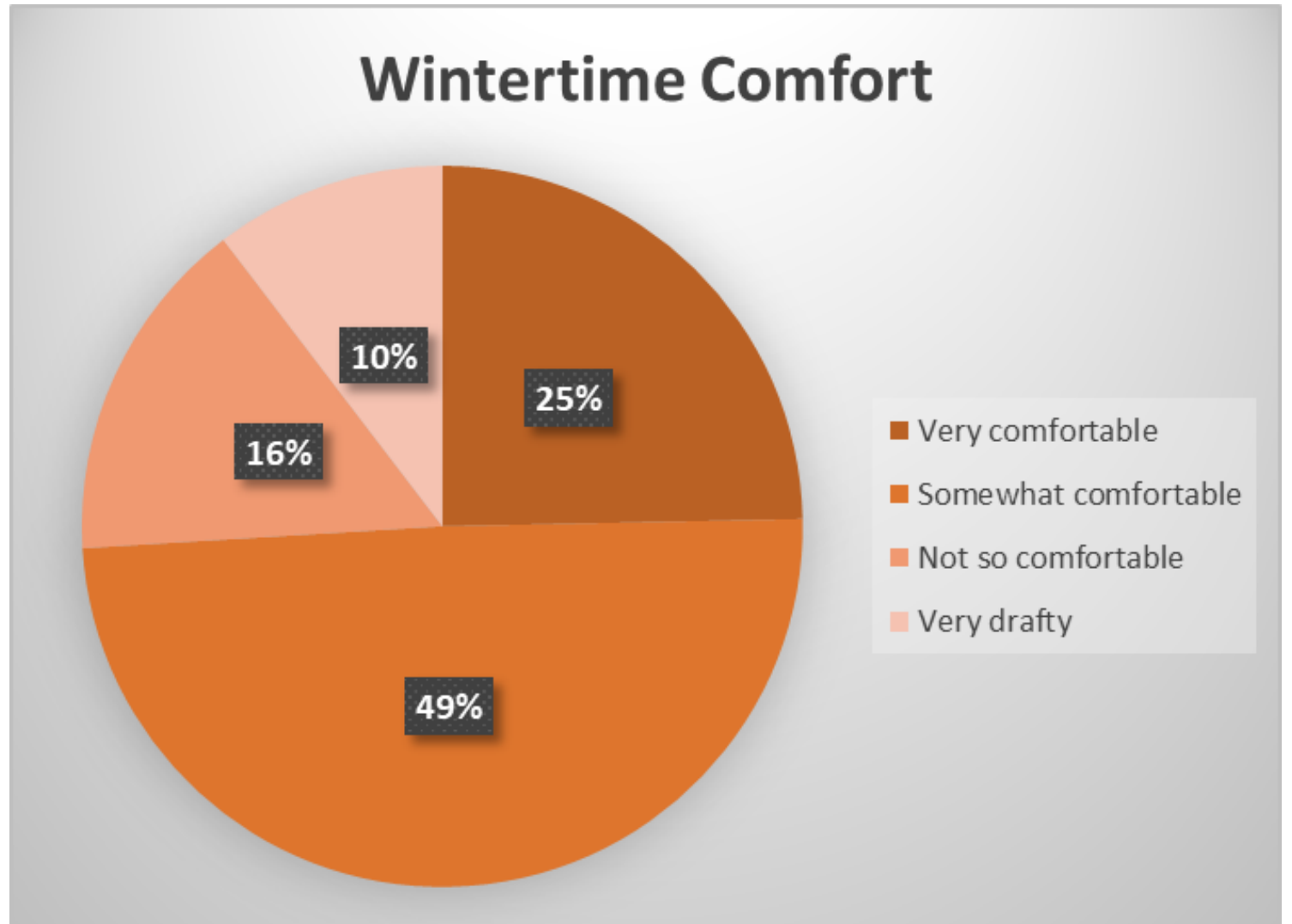
HEATING SOURCE

- Natural gas is the most prevalent primary and secondary heating fuel (41%, 18%)
- Oil is the second most prevalent primary and secondary heating fuel (14%, 15%)



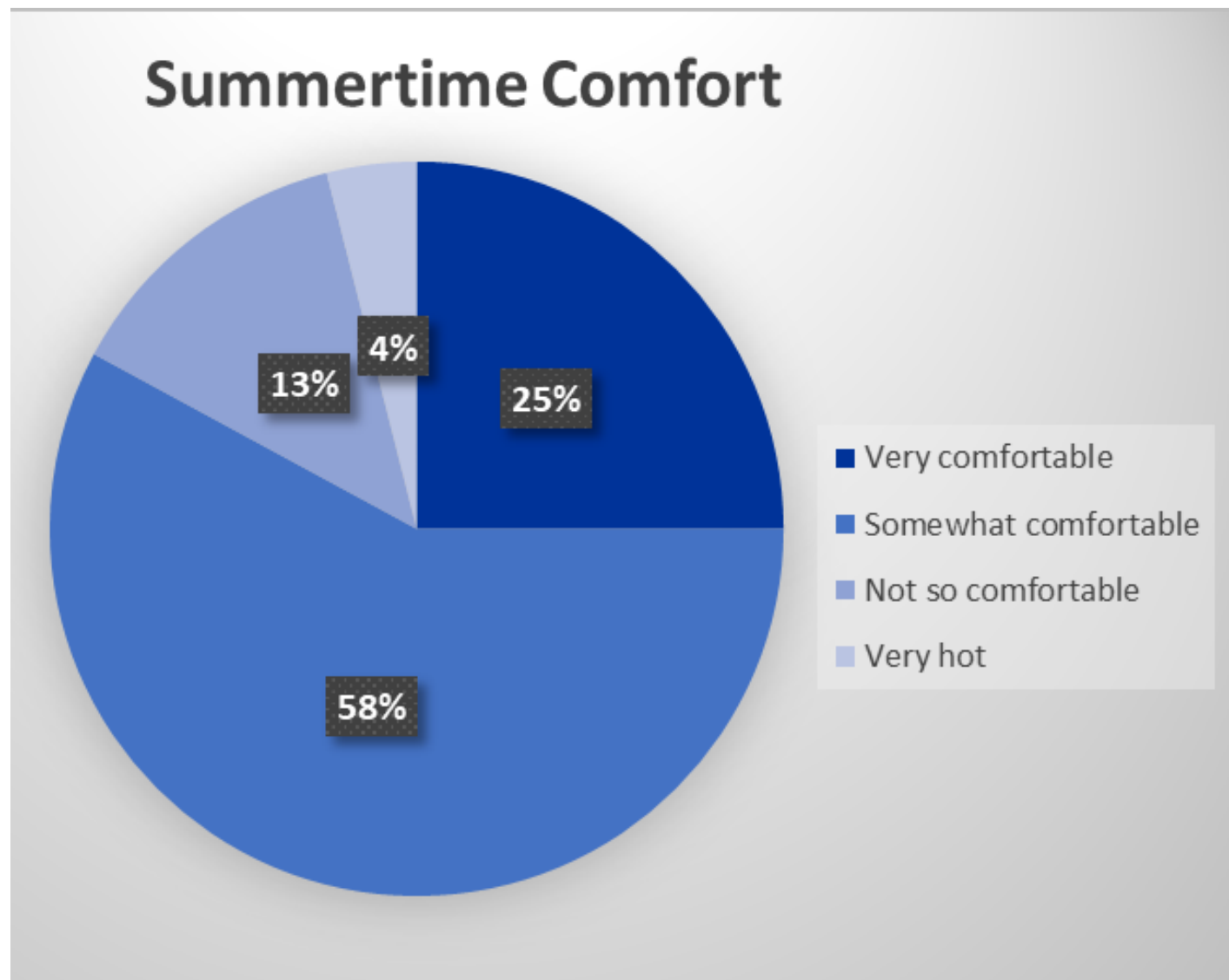
WINTERTIME COMFORT

- 26% of respondents are not comfortable in their homes during the wintertime.
- Only 25% stated they were “very comfortable” during the winter.



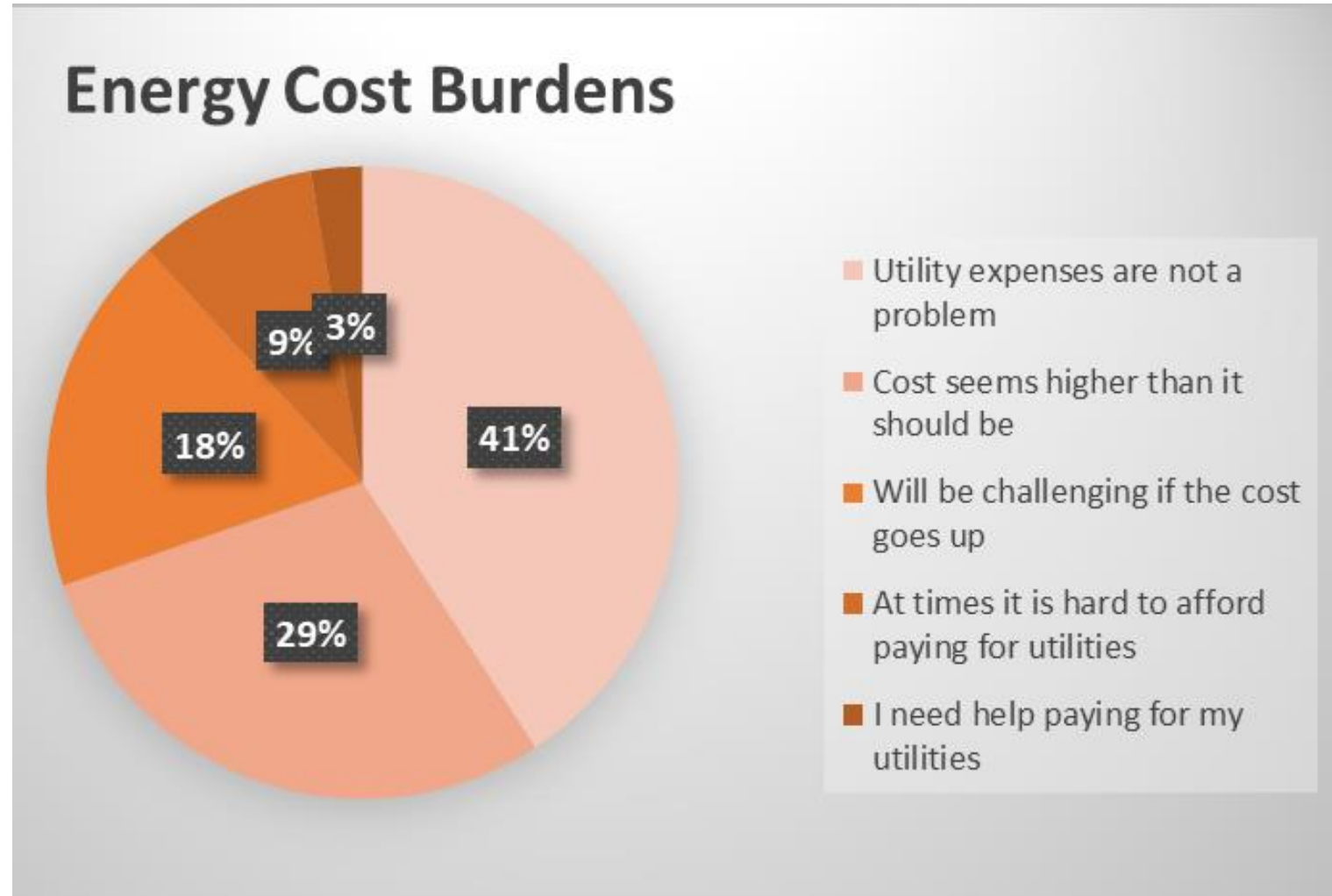
SUMMERTIME COMFORT

- 17% of respondents are not comfortable in their homes during the summertime.
- Only 25% stated they were “very comfortable” during the summer.



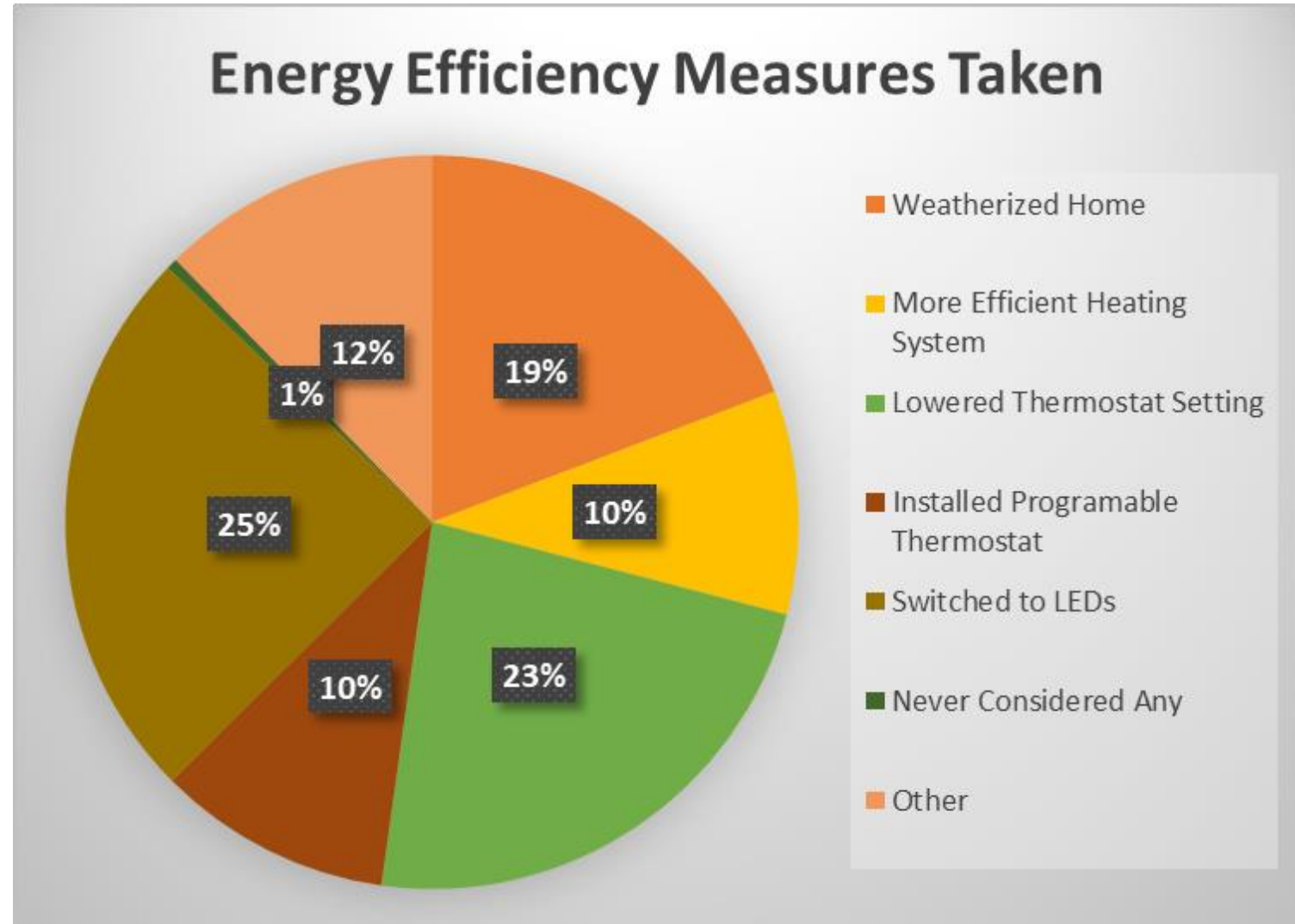
ENERGY COST BURDENS

- 41% of respondents stated that energy costs are not a problem
- 29% stated energy costs seem higher than they should be
- 18% stated if the costs go up it will be a challenge
- 12% stated that it is hard to afford their energy costs



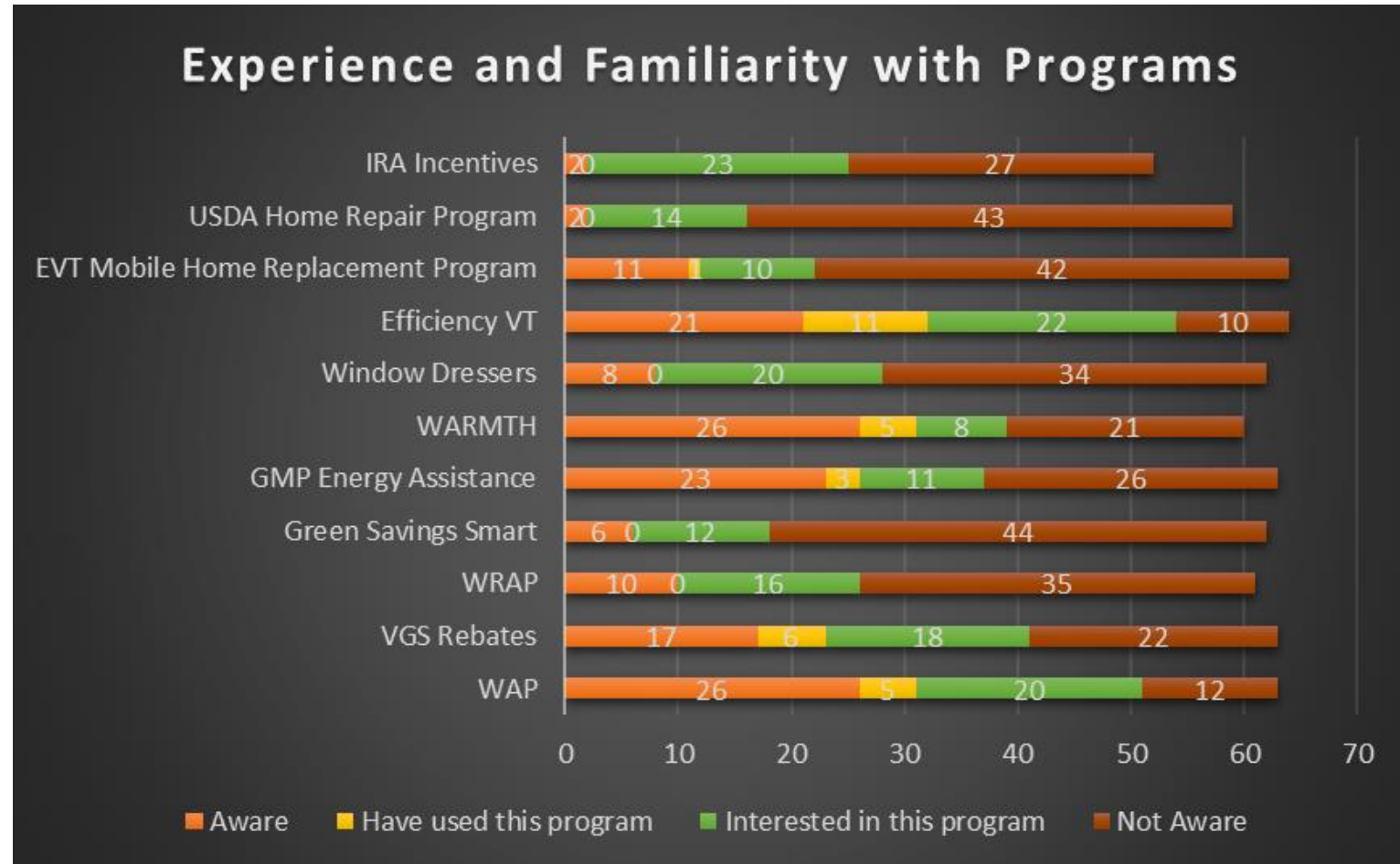
ENERGY EFFICIENCY MEASURES TAKEN

- The most common energy efficiency measure is replacing lights with LED bulbs (25%), followed by lowering the thermostat (23%)
- Other measures included weatherization (19%), programable thermostat (10%), more efficient heating system (10%)
- Only 1 person stated they had never considered any of these measures



FAMILIARITY WITH ENERGY PROGRAMS

- Respondents are most familiar with Efficiency Vermont programs (>50%), WARMTH, and WAP.
- A lot of interest in IRA incentives, EVT, VGS, WAP and Window Dressers.
- Little familiarity with IRA incentives, USDA Home Repair Program, EVT Mobile Home Replacement Program, GreenSavingsSmart, WRAP, and Window Dressers.



NEXT STEPS

- 57 people wish to receive more information by phone or email (44 via email, 13 by phone).
- A response email has been drafted with links to more information and encouraging people to meet with the Energy Committee at events like the farmers markets or to contact us if they need help.
- Energy Committee and Energy Planner can continue outreach at events – farmers markets, Truckin’ Tuesdays (?), EV Fest, Champlain Valley Fair (?)
- Should we plan to hold an informational event or two at Williston Woods, since 24 people who live there responded to the survey?