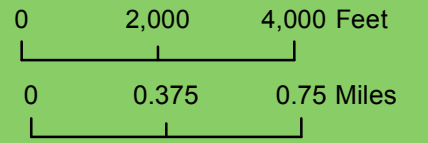







Williston 2011-2016 Comprehensive Plan

Map 7 -Sewer Service Area

1:33,791



Legend

-  Sewer Service Area
-  Pump Station
-  Forced
-  Gravity
-  2010 Tax Parcel Boundary

